

Community Needs Assessment

EXECUTIVE SUMMARY

As part of its planning efforts, the Family Center located in Salisbury, PA commissioned a survey of citizens in its service area—the school districts of Berlin, Confluence, Meyersdale, Rockwood and Salisbury. The Family Center was looking to identify and prioritize the health and human service needs, as expressed by its citizens of Southern Somerset County, PA. The survey was also designed to provide a “snapshot” of the community in terms of transportation, employment, health and healthcare, housing, parenting and care giving issues.

In terms of participants in this project, a sub committee of the Family Center Board of Directors worked with the project author (Michael F. Walsh, Ph.D.) to identify key community issues and to refine/ approve the survey instrument. The Family Center staff was responsible for the survey implementation and data entry. Dr. Walsh was responsible for the data analysis and this written report. The goal of this research project is to provide the Board and staff of the Family Center with objective data on community needs and issues in order to help in policy and resource allocation decisions.

Based on a total of 462 completed surveys, the key conclusions are:

- The greatest needs in Southern Somerset County include health issues (insurance, medical care, mental/emotional), economic issues (good credit, paying utility bills, better jobs, reliable transportation), social needs (being a good parent), education and having enough food.
- Respondents rated their communities on a number of dimensions (e.g. “good place to raise children”). Overall, the combined school districts were rated positively by its

citizens. Two community dimensions received slightly lower scores: ample police service and affordable, available healthcare. Analyses were done comparing responses between school districts and family type (e.g. single adult, two parent households etc.) and the results revealed no significant differences between school districts and family types.

- In terms of transportation, 24% of respondents were not aware of Somerset County Transportation System (SCTS). Slightly less than 15% of respondents claimed to have difficulty affording transportation.
- 15-20% of respondents have unfulfilled healthcare needs. Slightly over one third of respondents (36.2%) indicated someone in their family did not have insurance coverage last year. 15% of respondents claimed last year to have not received medical care when needed. The same percentage (15%) claimed to have not been able to get a needed prescription. A higher percentage (22.9%) did not receive needed dental care last year.
- 11% of respondents indicated an interest in additional job training. The same percentage indicated interest in computer skills training. Respondents were asked questions pertaining to their computer usage and access to the internet. 15% of respondents do not have a computer at home and 20% of respondents do not have internet access at home. 15% of respondents claim to not have any internet access outside of the home.
- 17.3% of respondents have trouble affording utility payments and 15.1% of respondents have been denied housing, mortgage or car loan due to credit problems.
- Respondents were asked a series of questions pertaining to parenting. The leading concern is finding a safe place for children to congregate. Other concerns include having enough food for their family, having enough activities for their children and having someone they trust be available to help watch their children when they are out of the home.

Community Needs Assessment

A Report to the Family Center, Salisbury, PA

Michael Walsh, Ph.D.
Michael.walsh@mail.wvu.edu

September, 2009

Table of Contents

- I. EXECUTIVE SUMMARY 3
- II. METHODOLOGY 6
- III. SNAP SHOT OF RESPONDENTS 9
- IV. Survey Measures and Results
 - A. Community Needs..... 12
 - B. Overall Ratings of Community.....19
 - C. Transportation..... 22
 - D. Healthcare..... 23
 - E. Employment and Job Skills..... 26
 - F. Housing 27
 - G. Parenting and childcare 29
 - H. Elder care 30
 - I. Communications 30
 - J. Respondent comments.....32
- V. APPENDIX
 - A. Appendix A: Survey Instrument 32
 - B. Appendix B: Demographic data.....41
 - C. Appendix C: Respondent comments.....44
 - D. Appendix D: Comparison of targeted school districts versus all other responses.....53

Community Needs Assessment

I. EXECUTIVE SUMMARY

As part of its planning efforts, the Family Center located in Salisbury, PA commissioned a survey of citizens in its service area—the school districts of Berlin, Confluence, Meyersdale, Rockwood and Salisbury. The Family Center was looking to identify and prioritize the health and human service needs, as expressed by its citizens of Southern Somerset County, PA. The survey was also designed to provide a “snapshot” of the community in terms of transportation, employment, health and healthcare, housing, parenting and care giving issues.

In terms of participants in this project, a sub committee of the Family Center Board of Directors worked with the project author (Michael F. Walsh, Ph.D.) to identify key community issues and to refine/ approve the survey instrument. The Family Center staff was responsible for the survey implementation and data entry. Dr. Walsh was responsible for the data analysis and this written report. The goal of this research project is to provide the Board and staff of the Family Center with objective data on community needs and issues in order to help in policy and resource allocation decisions.

Based on a total of 462 completed surveys, the key conclusions are:

- The greatest needs in Southern Somerset County include health issues (insurance, medical care, mental/emotional), economic issues (good credit, paying utility bills, better jobs, reliable transportation), social needs (being a good parent), education and having enough food.

- Respondents rated their communities on a number of dimensions (e.g. “good place to raise children”). Overall, the combined school districts were rated positively by its citizens. Two community dimensions received slightly lower scores: ample police service and affordable, available healthcare. Analyses were done comparing responses between school districts and family type (e.g. single adult, two parent households etc.) and the results revealed no significant differences between school districts and family types.
- In terms of transportation, 24% of respondents were not aware of Somerset County Transportation System (SCTS). Slightly less than 15% of respondents claimed to have difficulty affording transportation.
- 15-20% of respondents have unfulfilled healthcare needs. Slightly over one third of respondents (36.2%) indicated someone in their family did not have insurance coverage last year. 15% of respondents claimed last year to have not received medical care when needed. The same percentage (15%) claimed to have not been able to get a needed prescription. A higher percentage (22.9%) did not receive needed dental care last year.
- 11% of respondents indicated an interest in additional job training. The same percentage indicated interest in computer skills training. Respondents were asked questions pertaining to their computer usage and access to the internet. 15% of respondents do not have a computer at home and 20% of respondents do not have internet access at home. 15% of respondents claim to not have any internet access outside of the home.
- 17.3% of respondents have trouble affording utility payments and 15.1% of respondents have been denied housing, mortgage or car loan due to credit problems.

- Respondents were asked a series of questions pertaining to parenting. The leading concern is finding a safe place for children to congregate. Other concerns include having enough food for their family, having enough activities for their children and having someone they trust be available to help watch their children when they are out of the home.

II. METHODOLOGY

Respondents were asked to complete an 80 item survey (a copy of the survey is included as Appendix A at the back of this document) relating to community needs and health and human service issues..

The survey was developed by the consultant working with the strategic planning committee and Family Center personnel. In addition to asking citizens to identify community needs, the survey queried respondents on a variety of community issues relating to employment, health, housing, parenting and childcare/elder care issues. A full range of demographic information was collected and respondents rated their communities along a number of traditional community measures (e.g. good place to work, raise children etc). Finally, respondents were given space to make comments.

Both paper and online version of the survey were used and the questions in the paper and online survey were identical. Family Center staff and volunteers assisted in the distribution of surveys and efforts were made to distribute the surveys in public venues and events where a broad cross section of the community could be reached. The online survey was emailed to email lists maintained by the Family Center as well as personal email lists of committee members. This type of sampling is termed a “convenience sample.” It is important to state that while a large number of surveys were collected, the survey results cannot be viewed as statistically representative of the community since the sampling was not statistically random. That said, the size of sample ensures that these results are broadly directional in terms of assessing community needs.

Survey fieldwork was conducted in two waves. The initial wave of surveys were distributed from mid June through the end of June. When initial tabulations indicated relatively

fewer surveys were completed in some school districts, a second wave of surveys were distributed from August 16-31. A total of 615 surveys were completed. Survey respondents were asked to indicate the school district where they resided. A total of 153 respondents did not live in the five school districts and were eliminated from the analysis leaving a final sample size of 462 respondents. (A special post-hoc analysis was done comparing community needs responses from the five studied school districts versus the excluded responses. The ranking of community needs were virtually identical between the five studied school districts and excluded responses. Please refer to Appendix D for full details.) The breakdown of responses from the two survey waves were as follows:

Wave	Total paper survey responses	Total online responses	Total responses	Qualified paper survey responses	Qualified online responses	Total Qualified responses
Wave I	295	177	472	231	92	223
Wave II	99	44	143	98	41	139
Total	394	221	615	329	133	462

The surveys, in terms of breakdown by school district was as follows:

School District	Population (Source: www.schoomatters.com)	% Population	Number of completed surveys	% Completed surveys
Berlin	6,078	24.2	80	17.3
Confluence	2,970	11.8	83	18.0
Meyersdale	7,180	28.5	125	27.1
Rockwood	5,821	23.2	85	18.4
Salisbury	3,099	12.3	89	19.2
Total	25,148	100	462	100

In terms of demographic representativeness, the breakdown of surveys by age of respondent is as follows:

Age Group	Population (Source: www.schoomatters.com)	% Population	Number of completed surveys	% Completed surveys
18-44	8458	42.1%	197	43.7%
45-64	7164	35.6%	167	37.0%
65+	4486	22.3%	87	19.3%
Total	20108	100.0%	451	100.0%

Data from the paper surveys was entered into Excel spreadsheets by Family Center personnel. The online surveys were automatically recorded onto spreadsheets. Analysis was done using SPSS software and the Family Center is in possession of the actual computer files should future analysis be required.

III.A SNAP SHOT OF RESPONDENTS

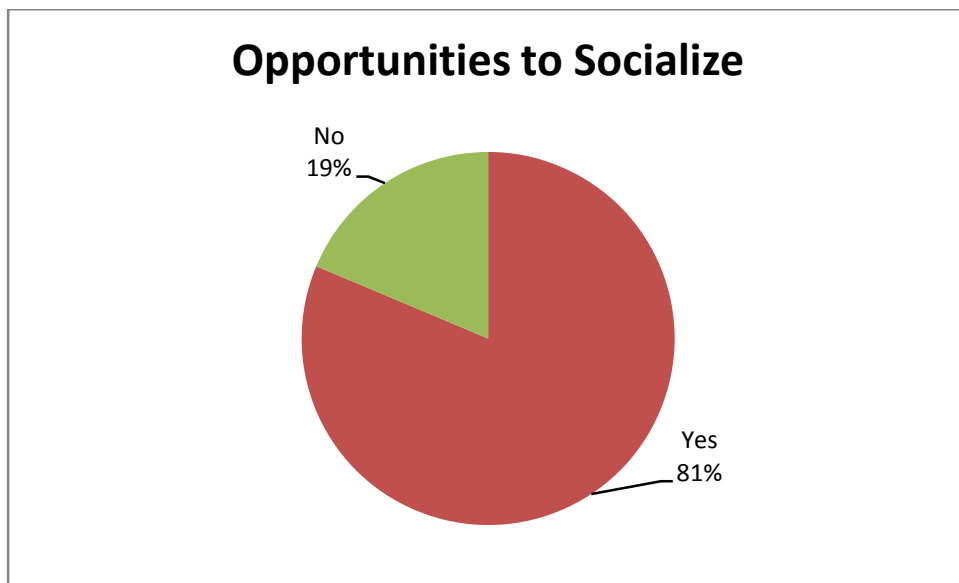
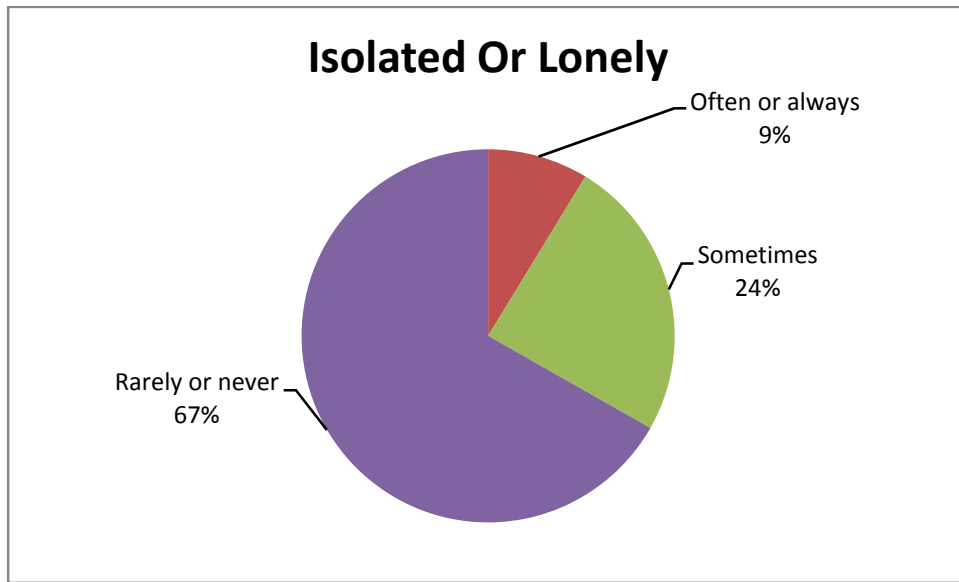
Respondents were asked to indicate their gender, type of family (single parent, two parent etc), level of education, housing (rent, own etc), employment, income, sources of income and a variety of attitudinal questions. These questions provide a “snap shot” of the survey respondents.

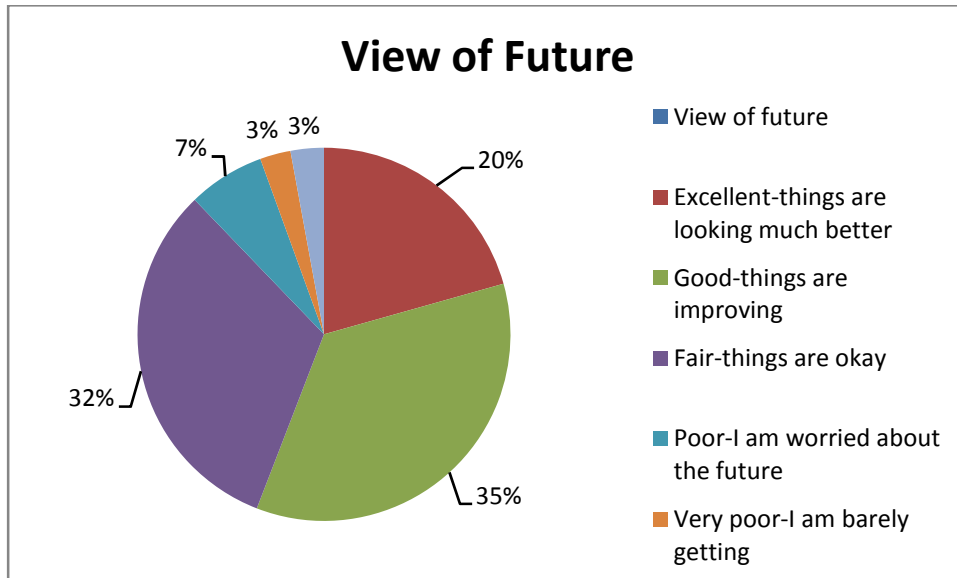
Based on the survey data, the respondents were primarily:

- Female (74.2%)
- Average Age: 47.8 (s.d. 16.8)
- Either two parent (with kids) or two adult (no kids) home (73.8%)
- 92.3% graduated high school, 32.0% graduated 2 or 4 year college
- 76.6% own their own home, 4.5% live in low income housing
- 63.7% employed full or part time
- 32.7% earn over \$50,000/year with bulk of income coming from employment

Appendix B provides full details on the demographic questions. In addition to demographics, survey respondents were asked a number of questions relating to community involvement and overall outlook. In terms of religious involvement, 70.6% of respondents claim to be a member of a church or synagogue which is slightly higher than U.S. averages. 35.3% of those surveyed were active in civic organizations. In terms of volunteerism, 57.6% of total survey respondents claimed to volunteer. 32.3% of respondents did not volunteer however 8.0% indicated in a follow up question that they would be interested in volunteering. This would indicate that volunteerism is not a fully tapped resource in Southern Somerset county.

Respondents were also asked three questions relating to general life outlook. While the full results are summarized below, there remains pockets of citizens that appear to be isolated and barely “hanging on.” In particular, 21.4% of respondents indicated that they sometimes/always feel isolated; 18.2% do not have opportunities to socialize and 9.4% have a poor/very poor view of the future.





Finally respondents were asked if their children participated in preschool activities (if applicable). Relatively few respondents had children involved in preschool (less than 4%) with the balance split between those respondents without preschool age children and those respondents with preschool age children but not participating in preschool programs.

IV. SURVEY MEASURES AND RESULTS

The primary focus of the survey was to identify community needs. In addition to this, the survey asks respondents about a broad range of issues including transportation, employment, health and healthcare, housing, parenting and care giving issues. These questions were designed to provide a snapshot of traditional health and human service issues in a community. Finally, respondents were asked to rate their community along a number of dimensions such as whether their community is a good place to live, work, raise children etc.

a) Community Needs

Respondents were asked to identify their top three most important need from a list of 20 needs (plus an “other: option and “none of the above). The options included:

- Getting medical care
- Having health insurance
- Further education
- Getting training for a new job
- Moving to a better neighborhood
- Buying a home
- Reliable transportation
- Child care
- Being a good parent
- Getting a job with better wages
- Getting a job with better benefits
- Having affordable housing
- Keeping kids in school
- Alcohol or drug addiction counseling
- Having enough food
- Keeping utility bills current
- Having good credit
- Teenage Pregnancy
- Reading writing and math
- Help with daily chores (e.g. laundry)

- Other _____
- None of the above

Additionally, respondents were also asked to identify if they were personally affected by a number of personal type of problems. These issues included:

- Personal or emotional crisis
- Mental health problems
- Depression or anxiety
- Need for suicide prevention services
- Serious physical illness or condition
- Alcohol or drug abuse
- Family violence
- Sexual assault
- Severe financial problems
- Child with social/behavioral problems
- Child with developmental issues
- Homelessness
- Need for adult caregiver
- Teen pregnancy
- Need for legal assistance
- Other _____
- None of the above

Relating to the first question, a total of 1,297 responses were recorded (in some cases, respondents selected less than three needs). The top needs centered on health issues (insurance, medical care), economic issues (good credit, paying utility bills, better jobs, reliable transportation), social needs (being a good parent), education and having enough food. The needs as ranked by number of mentions is as follows:

Most Important Needs		
Need	N	% of Total
Health insurance	237	18.27%
Being a good parent	148	11.41%
Medical care	115	8.87%
Having good credit	109	8.40%
Paying utility bills	81	6.25%
Reliable transportation	72	5.55%
None of the above	56	4.32%
Education	55	4.24%
Getting a job with better wages	52	4.01%
Having enough food	43	3.32%
Getting job with better benefits	37	2.85%
Other	36	2.78%
Child care	36	2.78%
Buy a home	35	2.70%
Chores	35	2.70%
Keeping kids in school	32	2.47%
Job training	31	2.39%
Finding affordable housing	26	2.00%
Reading, writing, math	23	1.77%
Moving to better neighborhood	19	1.46%
Teenage pregnancy	10	0.77%
Drug and alcohol counseling	9	0.69%
	1297	

The results for the second set of needs— problems experienced last year, suggested mental health was the predominant issue for those experiencing problems. A total of 472 responses were recorded (respondents could select any number of issues). Outside of the “no

problem” option (which was the most popular choice), depression, personal, emotional child social/emotional/developmental issues were the top choices. The personally experienced problems, as ranked by number of mentions is as follows:

Personally Experienced Problems		
Problem	N	% of Total
No problem	278	58.90%
Depression or anxiety problems	41	8.69%
Financial problems	35	7.42%
Personal or emotional problems	26	5.51%
Child social/behavioral problems	16	3.39%
Legal problems	15	3.18%
Mental health problems	12	2.54%
Other problem	10	2.12%
Physical illness problems	9	1.91%
Child development problems	9	1.91%
Alcohol/substance abuse problems	7	1.48%
Need for adult care giver problem	7	1.48%
Family violence problems	3	0.64%
Suicide problems	2	0.42%
Homelessness problems	1	0.21%
Teen pregnancy problem	1	0.21%
	472	

Taken together, these results suggest there are a number of opportunities to help the citizens of Southern Somerset County, specifically in the areas of: health issues (insurance, medical care, mental/emotional), economic issues (good credit, paying utility bills, better jobs, reliable transportation), social needs (being a good parent), education and having enough food.

For added perspective, two additional analyses were performed with the community needs data. First, the responses were analyzed by school district. Overall, there are not significant differences in community needs by school district however there is some difference in the relative ranking of needs between school districts. Regarding the overall community needs question, the top 10 needs by school district (in ranked order) is as follows:

Berlin	Confluence	Meyersdale	Rockwood	Salisbury
Health insurance	Health insurance	Health insurance	Health insurance	Health insurance
Medical care	Being a good parent	Being a good parent	Being a good parent	Being a good parent
Being a good parent	Having good credit	Having good credit	Having good credit	Medical care
Having good credit	Medical care	Medical care	Medical care	Reliable transportation
Paying utility bills	Paying utility bills	Paying utility bills	Getting a job with better wages	Education
Reliable transportation	Reliable transportation	None of the above	Reliable transportation	Paying utility bills
Education	Child care	Reliable transportation	Paying utility bills	Having good credit
None of the above	Having enough food	Getting a job with better wages	Education	None of the above
Other	Buy a home	Chores	None of the above	Getting a job with better wages
Having enough food	None of the above	Having enough food	Child care	Other

Regarding the other needs question, personally experienced problems—results are similar. Overall, there are not significant differences in personal problems by school district however there is some difference in the relative ranking of needs. The top 10 personally experienced problems by school district (in ranked order) is as follows (N/A indicates respondents did not select any additional problems):

Berlin	Confluence	Meyersdale	Rockwood	Salisbury
No problem	No problem	No problem	No problem	No problem
Depression	Financial	Depression	Financial	Personal/emotional
Financial	Depression	Financial	Depression	Depression
Mental health	Child social/behavioral	Personal/emotional	Other	Mental health
Adult care giving	Child developmental	Legal	Personal/emotional	Legal
Personal/emotional	Personal/emotional	Other	D & A abuse	Other
Child developmental	Legal	Adult care giving	Family violence	Physical illness
Legal	D & A abuse	Child social/behavioral	Adult care giving	D & A abuse
Physical illness	Physical illness	Physical illness	n/a	Financial
n/a	Mental Health	Mental health	n/a	n/a

The second set of analyses examined community needs by type of family, specifically: single parent, single person, two parent, two adults (no children) and “other.” Similar to the school district breakdown, there are not significant differences in community needs by family type (with the exception of some minor differences for single adults) however the relative ranking of needs does change between type of family. Regarding the overall community needs question, the top 10 needs by family type (in ranked order) is as follows:

Single Parent	Single Adult	Two Parent	Two Adult (no kids)	Other
Health insurance	Health insurance	Health insurance	Health insurance	Health insurance
Being a good parent	Medical care	Medical care	Being a good parent	Medical care
Medical care	Paying utility bills	Being a good parent	Having good credit	Having good credit
Reliable transportation	Education	Having good credit	Medical care	Reliable transportation
Having enough food	Reliable transportation	Paying utility bills	Paying utility bills	None of the above
None of the above	Having enough food	Reliable transportation	Reliable transportation	Finding affordable housing
Education	None of the above	Education	Getting a job with better wages	Paying utility bills
Getting a job with better wages	Having good credit	None of the above	Education	Getting job with better wages
Paying utility bills	Getting a job with better wages	Other	None of the above	Education
Buy a home	Chores	Getting a job with better wages	Child care	Other

Regarding personally experienced problems, overall, there are not significant differences in personal problems by family type however the relative ranking of needs does change. The top 10 personally experienced problems by family type (in ranked order) is as follows:

Single Parent	Single Adult	Two Parent	Two Adult (no kids)	Other
No problem	No problem	No problem	No problem	No problem
Financial	Depression	Financial	Depression	Depression
Depression	Personal/emotional	Depression	Personal/emotional	Personal/emotional
Other	Financial	Personal/emotional	Financial	Financial
Personal/emotional	Legal	Legal	Child social/behavioral	Physical illness
Mental health	Mental health	Mental health	Mental health	Family violence
Physical illness	Physical illness	Child social/behavioral	Physical illness	Child developmental
Legal	Child social/behavioral	Child developmental	D & A Abuse	Homelessness
n/a	Child developmental	Adult care giver	Child developmental	n/a
n/a	Other	Mental health	Adult care giver	n/a

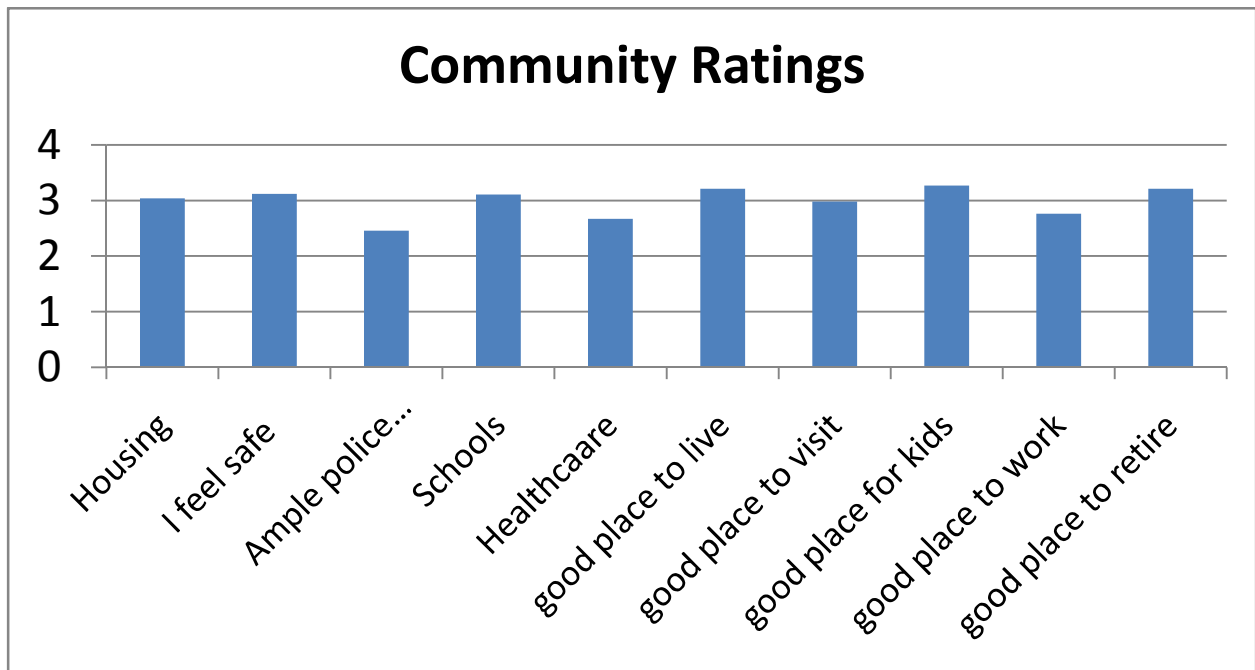
b) Community Ratings

Respondents were asked to rate their communities along a number of dimensions including:

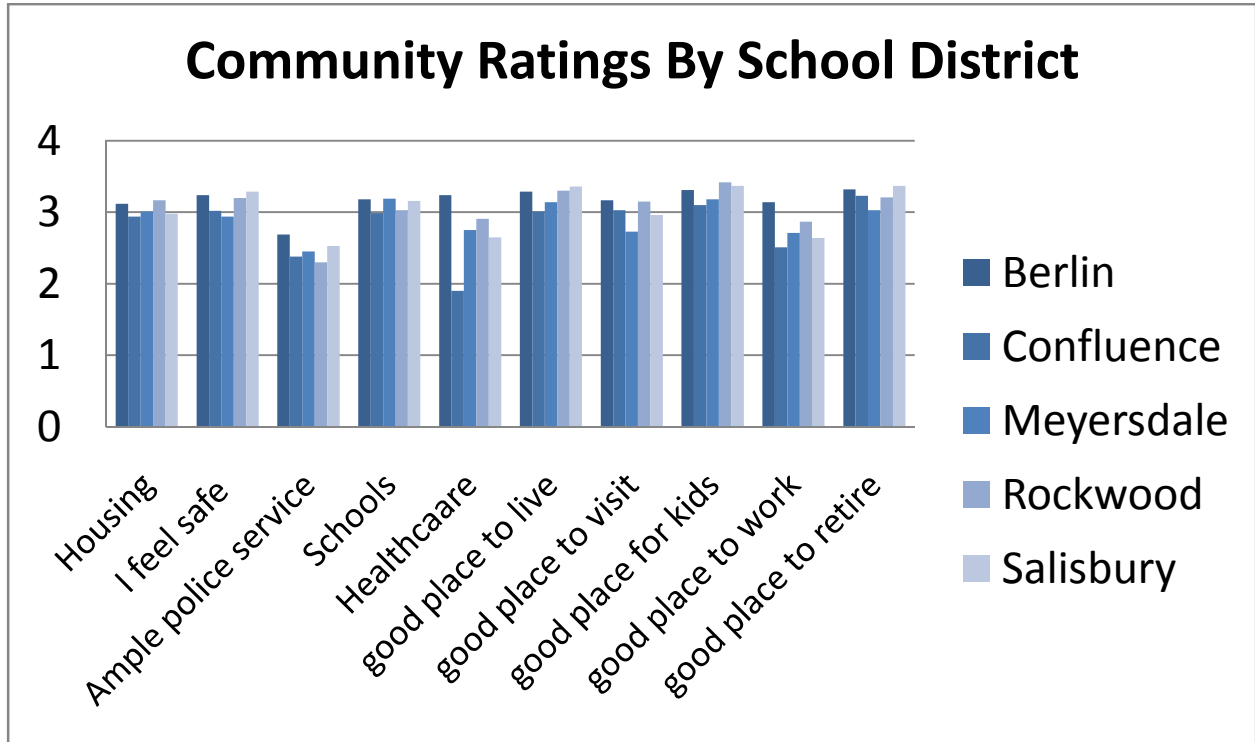
- There is affordable housing
- I feel safe in my community
- There is ample local police service
- I am satisfied with my community's schools
- There is affordable, available healthcare centers
- Overall, my community is a good place to live
- Overall, my community is a good place to visit/vacation

- Overall, my community is a good place to raise children
- Overall, my community is a good place to work
- Overall, my community is a good place to retire

Each item was rated along a four point scale anchored by “strongly disagree to strongly agree” with a fifth option of “don’t know.” For analysis purposes, responses were converted to numerical scores such that 1= strongly disagree, 4= strongly agree and 5= don’t know. Those that selected the don’t know option were dropped from the averages reported below. Overall, the combined school districts enjoy good ratings with an average score of “3” (out of a max of 4). Two community dimensions received slightly lower scores: ample police service (mean score= 2.46) and affordable, available healthcare (mean score= 2.67). The mean scores are:



Community ratings were also analyzed by school district. The individual school district data indicates Berlin, Salisbury and Rockwood tended to rate their communities higher across each rating criteria than Confluence and Meyersdale.



c) Transportation

Slightly over 91% of the respondents had a drivers license and just over 81% of the respondents drove their own car. Consistent with these findings, relatively few respondents (2.8%) use public transportation. In a follow up question, over 82% said they did not use public transportation because they did not need it. There were a series of questions relating to the Somerset County Transportation System. Only about one half of the respondents chose to answer this question. 24% claimed to be aware and an equal 24% of respondents were not aware of SCTS. Slightly less than 15% of respondents claimed to have difficulty affording transportation. Given these facts, a communication program designed to raise awareness of SCTS should be investigated.

Survey results for all transportation questions are listed below:

Question	N	% of Total
Drive own vehicle		
Yes	375	81.17%
No	55	11.90%
Use public transportation		
Yes	13	2.81%
No, don't need	381	82.47%
No, don't like	15	3.25%
Wasn't aware	18	3.90%
Trouble affording transportation		
Yes	66	14.29%
No	219	47.40%
Have valid drivers licence		
Yes	421	91.13%
No	21	4.55%
Aware of SCTS		
Yes	111	24.03%
If yes, have used it	26	5.63%
If yes, have not used it	288	62.34%
No	111	24.03%
If no, too expensive	6	1.30%
If no, limited availability	25	5.41%
If no, long wait times	6	1.30%
If no, scheduling conflicts	17	3.68%
If no, other	171	37.01%

d) Healthcare

The average respondent rated their health slightly above “good” (mean score was 2.2 with good scored as 2 and excellent scored as 1) and approximately 6% of respondents rated their health as “poor” or “very poor.” In terms of insurance, 83.1% claimed to be covered by insurance. In terms of medical services, 85% of respondents seek their medical care from their primary care doctor (as opposed to emergency rooms, urgent care centers etc. The survey data indicated 15-20% of respondents have unfulfilled healthcare needs. Slightly over one third of respondents

(36.2%) indicated someone in their family did not have insurance coverage last year. 15% of respondents claimed last year to have not received medical care when needed. The same percentage (15%) claimed to have not gotten a prescription filled when needed. A higher percentage (22.9%) did not received dental care last year when needed. The full results for the healthcare questions are as follows:

Question	N	%of Total	Question	N	%of Total
Is everyone covered by health insurance?			Did you wo without a prescription last year?		
Yes	384	83.12%	Yes	71	15.37%
No	57	12.34%	No	360	77.92%
If yes, from employer/union	268	58.01%			
If yes, bought directly	42	9.09%	Needed dental care but did not get it		
If yes, CHIPs	41	8.87%	Yes	106	22.94%
If yes, Medicare	89	19.26%	No	320	69.26%
If yes, Medicaid	37	8.01%			
If yes, other	34	7.36%	Been able to get kids immunized		
			Yes	217	46.97%
Anyone not covered by insurance in last year?			No	9	1.95%
Yes	167	36.15%	Choose not to	6	1.30%
No	265	57.36%	N/A	173	37.45%
Did someone not get healthcare last year?			How would you rate your health		
Yes	73	15.80%	Excellent	81	17.53%
No	362	78.35%	Good	226	48.92%
If yes, cost too much	42	9.09%	Average	105	22.73%
If yes, not covered by insurance	43	9.31%	Poor	25	5.41%
If yes, managed care hassles	5	1.08%	Very Poor	4	0.87%
If yes, no one to care for kids	6	1.30%	Don't know	1	0.22%
If yes, could not get an appointment	12	2.60%			
If yes, could not find a dr. covered by insurance	10	2.16%	<u>Problems paying medical bills</u>		
If yes, did not know a doctor	2	0.43%	Yes	91	19.70%
If yes, too nervous	6	1.30%	No	340	73.59%
If yes, couldn't find transportation	6	1.30%			
If yes, could not get off work	6	1.30%	Healthcare: where do you go?		
If yes, wait too long at dr. office	9	1.95%	Primary care doctor	397	85.93%
If yes, other	9	1.95%	ER	64	13.85%
			Urgent care clinic	4	0.87%
			Free clinic	1	0.22%
			Friends/family	8	1.73%
			Other	13	2.81%

e) Employment

Slightly over one half of respondents have been employed continuously for the last two years with 20% of respondents claiming to not having a job presently. In terms of employment slightly under one third of respondents have one job however 25% of respondents work two jobs and 7% of respondents working three jobs. 11% of respondents indicated an interest in additional job training. The same percentage indicated interest in computer skills training. Respondents were asked questions pertaining to their computer usage and access to the internet. 15% of respondents do not have a computer at home and 20% of respondents do not have internet access at home. 15% of respondents claim to not have any internet access outside of the home. To the extend there exists public access to computers and the internet, these results would indicate a lack of awareness of these resources. The full results of the employment questions are as follows:

Question	N	% of Total	Question	N	% of Total
Employed continuously for last two years			Need training in basic reading		
Yes	270	58.44%	Yes	18	3.90%
No	163	35.28%	No	402	87.01%
Laid off in last two years			Need computer skills training		
Yes	38	8.23%	Yes	52	11.26%
No	385	83.33%	No	361	78.14%
Number of jobs currently held?			Have computer at home		
0	94	20.35%	Yes	363	78.57%
1	150	32.47%	No	73	15.80%
2	117	25.32%			
3	32	6.93%	Have internet connection at home		
4	8	1.73%	Yes	339	73.38%
5	2	0.43%	No	93	20.13%
			If yes, average hours of usage/day	1.75	
Lack of skills prevented you from getting a better paying job			If yes, average minutes of usage/day	10.7	
Yes	51	11.04%			
No	306	66.23%	If no, do you have internet access outside of home		
N/A	61	13.20%	Yes	72	15.58%
			No	55	11.90%
			Don't know	21	4.55%

f) Housing

In terms of housing, over 90% of survey respondents feel their current housing provides adequate shelter. 33% of respondents use fuel oil as their source of heating with roughly 20% of respondents using either electric, utility gas or wood fuel sources. Nearly 90% of respondents have a washer and dryer. 17.3% of respondents have trouble affording utility payments and

15.1% of respondents have been denied housing, mortgage or car loan due to credit problems.

Details on the housing questions are as follows:

Question	N	% of Total
Home provides adequate shelter		
Yes	418	90.48%
No	12	2.60%
Source of heating		
Electric	86	18.61%
Fuel oil	153	33.12%
Bottled, tank or LP	26	5.63%
Wood	90	19.48%
Utility gas	95	20.56%
Other	97	21.00%
% of monthly HH income for utilities	Mean: 51%	
Appliances		
Have washer	407	88.10%
Have dryer	403	87.23%
Have neither	20	4.33%
Trouble affording housing		
Yes	33	7.14%
No	255	55.19%
Trouble paying utility bills		
Yes	80	17.32%
No	341	73.81%
Denied housing, car or home loan because of poor credit		
Yes	70	15.15%
No	352	76.19%

g) Parenting

Survey respondents were given a list of 19 issues relating to parenting (e.g. having enough activities for my children) and asked to indicate if any were considered a concern in their household. Other answer options included “no” and “not applicable.” As the following chart indicates, the leading concern is finding a safe place for children to congregate. Other concerns include having enough food for their family, having enough eactivities for their children and having someone they trust be available to help watch their children when they are out of the home. The parenting issues ranked by number of mentions is as follows:

Question	Is Concern	
	N	% of Total
Having a safe place for youth to congregate	105	22.73%
Having enough food to feed my family	79	17.10%
Having enough activities for my children	62	13.42%
Having someone available I can trust with my children when I need to work/be out of the home	57	12.34%
Getting skills to help me be a better parent	46	9.96%
Finding quality child care	44	9.52%
Finding affordable child care	44	9.52%
Getting healthcare or medicine for my child	37	8.01%
Finding child care convenient to your work or home	37	8.01%
Finding child care when your child is sick	37	8.01%
Assisting your child with homework.....	37	8.01%
Finding childcare for your kids before or after school or during the summer months	36	7.79%
Finding child care during the hours you need it	32	6.93%
Understanding the new school readiness expectations...	31	6.71%
Getting tutoring services for my child	24	5.19%
Getting my child to attend school on a daily basis	20	4.33%
Getting help with my child's behavioral problems	18	3.90%
Getting help with my child's development problems	17	3.68%
Finding child care for children with special needs	8	1.73%

Parent needs were also analyzed by school district. The following charts details the top five needs by school district. While no two school districts present an identical ranked order of needs, the data suggests Confluence’s prioritized needs differ than the remain school districts.

Top Five Parent Needs By School District				
Berlin	Confluence	Meyersdale	Rockwood	Salisbury
Having safe place for kids to congregate	Having enough food to feed by family	Having safe place for kids to congregate	Having safe place for kids to congregate	Having safe place for kids to congregate
Having enough food to feed by family	Having someone to watch my children?	Having enough food to feed by family	Having enough activities for my children	Having enough food to feed by family
Help in being better parent	Having safe place for kids to congregate	Having enough activities for my children	Assistance with kid's homework	Help in being better parent
Having enough activities for my children	Finding affordable childcare	Having someone to watch my children?	Finding quality child care	Getting healthcare for my children
Having someone to watch my children?	Having enough activities for my children	Assistance with kid's homework	Help in being better parent	Having someone to watch my children?

h) Elder care

Respondents were asked if they were involved in adult care giving. 6.7% of respondents care for someone older than 60 years old. 3.0% of respondents care for someone under 60 years old and 2.1% care for someone suffering from Alzheimers disease.

i) Communication

Finally, respondents were provided with a list of information sources (e.g. newspapers) and asked to indicate which sources they used for information. Respondents were allowed to select more than one source. The respondents indicated the primary sources of information included newspapers, family and friends, internet and TV. This data should be useful in formulating communication strategies for the Family Center.

Information Source		
Source	N	% of Total
Newspaper	177	13.81%
Family/friend	169	13.18%
Internet	157	12.25%
TV	128	9.98%
Clergy/church	116	9.05%
Doctor	104	8.11%
Schools	80	6.24%
Radio	69	5.38%
Blue pages	58	4.52%
SCRD	53	4.13%
Family/community center	53	4.13%
Library	42	3.28%
Don't know	30	2.34%
Community news letter	22	1.72%
Access-line	16	1.25%
Community bulletin board	8	0.62%

j) Respondent Comments

Respondents were given the opportunity to provide a comment at the conclusion of the survey. A total of 117 respondents provided a comment. These comments are included in Appendix C. The overwhelming majority of comments (85 of 117) were suggestions to improve the community. While there is a wide range of suggestions covering infrastructure, programming and resources, the comments seemed to focus on 1.) economic issues (e.g. “We need more jobs”), 2.) healthcare related issues (e.g. “There are too many people and not enough doctors”) and 3.) need for more activities/facilities for children (e.g. “There is nothing for a 13-20 year old to do if they don’t play sports or belong to church”).

Appendix A: Survey Instrument

In an effort to gain a better understanding of community needs, the Area Family Center is conducting a community assessment survey. The purpose of the study is to identify what residents perceive to be the health and social needs that affect them personally or the community in which they live. Your opinion is important to us and this survey should take about 15 minutes to complete. The Family Center will utilize the study results to identify, develop and enhance the quality of available services in the region. Your response will remain confidential. For additional information or questions regarding the Community Needs Assessment Survey, please contact the Family Center at (814) 662-2721.

Demographics

1. School District where you live:
 Berlin Confluence Meyersdale
 Rockwood Salisbury Don't Know
 Other
2. Your gender: Male Female
3. Your ethnicity/race:
 Black/Not Hispanic
 White/Not Hispanic
 Hispanic origin
 Native American
 Asian/Pacific Islander
 Other _____
4. Your age _____
5. Family Type
 Single parent Two adults
(No kids)
 Single person Other _____
 Two parent home
6. Counting yourself, how many people live with you:
____ Age 0-5 _____ Age 22-44
____ Age 6-11 _____ Age 45-54
____ Age 12-17 _____ Age 55-69
____ Age 18-23 _____ Age 70+
7. Your level of education:
 Grade 0-8
 9-12 (Did not graduate)
 High School Graduate/GED
 Some college
 Technical school graduate
 2-4 yr. college graduate
8. Do you currently...?
 Own home Homeless
 Rent Nursing home
 Live with friends or relatives
9. Do you currently live in low income housing?
 Yes No
10. How many times have you moved in the past two years? _____
11. Are you presently...?
 Employed full time Student
 Employed part time Homemaker
 Unemployed Retired
 Ill (temporarily un- Disabled
able to work)

Demographics (Cont.)

12. What is your level of annual family income?
- Under \$15,000 \$75,000-\$99,999
 \$15,000-\$24,999 \$100,000-\$124,999
 \$25,000-\$49,999 \$125,000-\$149,999
 \$50,000-\$74,999 \$150,000+
13. What are the sources of your family income (check all that apply)?
- Employment Pension
 Interest Unemployment
 Food stamps No income
 Cash assistance SSI-Social Security
14. Do you have a bank account?
- Checking Savings None
15. If you have not retired, have you put money into a retirement plan, IRA, 401k or work pension?
- Yes No Already retired
16. How often do you feel isolated or lonely?
- Often or always
 Sometimes
 Rarely or never
17. Do you feel you have enough opportunities to socialize?
- Yes No
18. Are you an active member of a church, synagogue or other religious organization?
- Yes No
19. Are you an active member of a community organization such as a civic organization?
- Yes No
20. Do you volunteer in the community?
- Yes
 No
 No, but would like to volunteer
21. How do you view your future?
- Excellent—things are looking much better
 Good—things are improving
 Fair—things are okay
 Poor—I'm worried about the future
 Very poor—I'm barely getting by day-to-day
 Not sure
22. Are any of your children currently enrolled in a preschool program?
- Yes
 No
 N/A no kids or kids are too old
- If yes, what type of program is your child enrolled:
- Head Start
 Pre-K Counts
 Private preschool program
 School based program

Individual Needs

1. Of the following item, check the **three** most important to your right now:
 - Getting medical care
 - Having health insurance
 - Further education
 - Getting training for a new job
 - Moving to a better neighborhood
 - Buying a home
 - Reliable transportation
 - Child care
 - Being a good parent
 - Getting a job with better wages
 - Getting a job with better benefits
 - Having affordable housing
 - Keeping kids in school
 - Alcohol or drug addiction counseling
 - Having enough food
 - Keeping utility bills current
 - Having good credit
 - Teenage Pregnancy
 - Reading writing and math
 - Help with daily chores (e.g. laundry)
 - Other _____
 - None of the above
2. In the last year, has anyone in your household experienced any of the following problems that you could not get help with (**check all that apply**)?
 - Personal or emotional crisis
 - Mental health problems
 - Depression or anxiety
 - Need for suicide prevention services
 - Serious physical illness or condition
 - Alcohol or drug abuse
 - Family violence
 - Sexual assault
 - Severe financial problems
 - Child with social/behavioral problems
 - Child with developmental issues
 - Homelessness
 - Need for adult caregiver
 - Teen pregnancy
 - Need for legal assistance
 - Other _____
 - None of the above
3. Where do you turn for information about human services in Somerset County (Check all that apply):
 - Somerset County Resource Directory
 - Access-Line
 - Family Center/community center
 - Newspaper
 - Television
 - Radio
 - Internet
 - Family member or friend
 - Schools
 - Library
 - Community newsletter
 - Community bulletin board
 - Blue pages of phone book
 - Clergy/church
 - Doctor/medical professional
 - Don't know where to get information

Transportation Issues

1. Do you typically drive your own vehicle to work or school? Yes No
 2. Do you use public transportation such as hospital vans or SAM vans?
 Yes Wasn't aware
 No, don't need No, don't like
 3. Do you have trouble affording transportation (i.e. fuel, public transportation)? Yes No
 4. Do you have a valid driver's license?
 Yes No
 5. Have you heard of the Somerset County Transportation System (SCTS)?
 Yes No

If yes, have you used it?
 Yes No

If no, why does it not meet your needs? (check all that apply):
 Too expensive
 Limited availability/hours of service
 Long wait times
 Scheduling conflicts
 Other _____
-

Employment and Job Skills

1. Have you been employed continuously for the last two years? Yes No
2. Have you been laid off in the past two years? Yes No
3. Number of jobs held in the last two years? _____
4. Number of jobs currently held? _____
5. Has a lack of skills prevented you or another member of your household from getting a better paying job in the past two years? Yes No N/A
6. Do any adult members of your household need training in basic reading skills? Yes No
7. Does any adult member of your household need computer skills to help get a better paying job? Yes No
8. Do you have a computer at home?
 Yes No
9. Do you have an internet connection at home?
 Yes No

If **yes**, please estimate how much time you spend on the internet in an average day:
Hours _____ Minutes _____

If **no**, do you have internet access outside of the home (ex: public library)
 Yes No Don't know

Health and Healthcare

1. Is everyone in your household currently covered by health insurance?

Yes No

If yes, where do members of your household get health insurance (check all that apply)?

- Employer, union, school
 Bought directly
 CHIPS (only for children)
 Medicare
 Medicaid
 Other _____

2. At any time during the last 12 months, was anyone in the household without any health plan or medical insurance coverage? Yes No

3. Where do you typically go to receive healthcare or medical attention?

- Free Community Primary care dr. Clinic
 Emergency Room Friend/family
 Urgent care clinic Other_____

4. In the past year, were there times when someone in your household needed medical care but did not get it?

Yes No

If **yes**, what were that primary reasons you were unable to get the medical care needed (check all that apply)?

- It cost too much
 Not covered by insurance
 Managed care hassles
 No one to take care of children
 Could not get an appointment

- Could not find a doctor who accepts my insurance or Medical card
 Don't know or have a doctor/clinic
 Too nervous/afraid
 No transportation
 Could not get off work
 Wait too long at doctor's office/clinic
 Other _____

5. In the past year, did any member of your household go without a prescription because you could afford to pay for it?
 Yes No

6. Have you been able to receive immunizations for your child(ren) for childhood diseases?
 Yes No Chose not to N/A

7. Has your household had problems paying medical bills during the last year?
 Yes No

8. In the past year, were there times when anyone in your household needed dental care but did not get it? Yes No

9. How would you rate your overall health?

- Excellent
 Good
 Average
 Poor
 Very poor
 Don't know

Housing and Basic Needs

- 1. Does the condition of your home provide safe and adequate shelter? Yes No
- 2. How are you currently heating your home (check all that apply)?
 - Electric heater Wood
 - Fuel oil/kerosene Utility gas
 - Bottled, tank or LP Other _____
- 3. What percent of your monthly income covers your housing expenses (rent/mortgage, utilities, taxes, etc.)?

- 4. Do you have a washer/dryer at home
 Washer Dryer Neither
- 5. Are you currently having trouble affording an apartment or house in your community?
 Yes No Not applicable
- 6. Are you currently having trouble paying utility bills? Yes No
- 7. Have you been denied housing, a car or home loan or a job because of poor credit? Yes No

Parenting/Childcare Issues

Please indicate whether the following is a concern in your household:

- Having enough food to feed my family..... Yes No Not Applicable
- Having someone available I can trust with my children when I need to work/be out of the home Yes No Not Applicable
- Getting skills to help me be a better parent..... Yes No Not Applicable
- Getting healthcare or medicine for my child..... Yes No Not Applicable
- Getting my child to attend school on a daily basis..... Yes No Not Applicable
- Getting help with my child’s development problems Yes No Not Applicable
- Getting help with my child’s behavioral problems..... Yes No Not Applicable
- Getting tutoring services for my child..... Yes No Not Applicable
- Finding quality child care..... Yes No Not Applicable
- Finding child care for children with special needs..... Yes No Not Applicable
- Finding affordable child care..... Yes No Not Applicable
- Finding child care during the hours you need it..... Yes No Not Applicable
- Finding child care convenient to your work or home.... Yes No Not Applicable
- Finding child care when your child is sick..... Yes No Not Applicable
- Understanding the new school readiness expectations... Yes No Not Applicable
- Assisting your child with homework..... Yes No Not Applicable
- Finding childcare for your kids before or after school or during the summer months..... Yes No Not Applicable
- Having enough activities for my children Yes No Not Applicable
- Having a safe place for youth to congregate Yes No Not Applicable

Care Giving Issues

1. Are you or another member of your household the full time care giver and/or legal guardian for a person who is **60 years or older**? Yes No
2. Are you or another member of your household the caregiver of a person with Alzheimer's or dementia? Yes No
3. Are you or another member of your household the full-time care giver and/or legal guardian for a person who is **younger than 60** but physically or mentally impaired? Yes No

Overall Ratings of Your Community

To what degree do you agree with the following regarding your community?

	Strongly Disagree	Disagree	Agree	Strongly Agree	Don't Know
There is affordable housing	<input type="checkbox"/>	<input type="checkbox"/>	<input type="checkbox"/>	<input type="checkbox"/>	<input type="checkbox"/>
I feel safe in my community	<input type="checkbox"/>	<input type="checkbox"/>	<input type="checkbox"/>	<input type="checkbox"/>	<input type="checkbox"/>
There is ample local police service	<input type="checkbox"/>	<input type="checkbox"/>	<input type="checkbox"/>	<input type="checkbox"/>	<input type="checkbox"/>
I am satisfied with my community's schools	<input type="checkbox"/>	<input type="checkbox"/>	<input type="checkbox"/>	<input type="checkbox"/>	<input type="checkbox"/>
There is affordable, available healthcare centers	<input type="checkbox"/>	<input type="checkbox"/>	<input type="checkbox"/>	<input type="checkbox"/>	<input type="checkbox"/>
Overall, my community is a good place to live	<input type="checkbox"/>	<input type="checkbox"/>	<input type="checkbox"/>	<input type="checkbox"/>	<input type="checkbox"/>
Overall, my community is a good place to visit/vacation	<input type="checkbox"/>	<input type="checkbox"/>	<input type="checkbox"/>	<input type="checkbox"/>	<input type="checkbox"/>
Overall, my community is a good place to raise children	<input type="checkbox"/>	<input type="checkbox"/>	<input type="checkbox"/>	<input type="checkbox"/>	<input type="checkbox"/>
Overall, my community is a good place to work	<input type="checkbox"/>	<input type="checkbox"/>	<input type="checkbox"/>	<input type="checkbox"/>	<input type="checkbox"/>
Overall, my community is a good place to retire	<input type="checkbox"/>	<input type="checkbox"/>	<input type="checkbox"/>	<input type="checkbox"/>	<input type="checkbox"/>

Appendix B
Demographic Data

	N	% of Total*
School District		
Berlin	80	17.31%
Confluence	83	17.96%
Meyersdale	125	27.06%
Rockwood	85	18.40%
Salisbury	89	19.26%
	462	100.00%
Gender		
Male	113	24.50%
Female	343	74.20%
Family Type		
Single parent	58	12.60%
Single person	42	9.10%
Two parent home	151	32.70%
Two adults (no kids)	190	41.10%
Other	17	3.70%
Education		
Grade 0-8	9	1.90%
9-12 (did not grad.)	27	5.80%
High School/GED	174	37.70%
Some college	63	13.60%
Technical school grad.	37	8.00%
2-4 yr. college grad.	148	32.00%
Housing		
Own home	342	76.60%
Rent	67	14.50%
Live w/ friends or relatives	33	7.10%
Homeless	0	0.00%
Nursing home	1	0.20%
Live in low income housing		
Yes	21	4.50%
No	436	94.40%

Employment	N	% of Total
Employed full time	241	52.20%
Employed part time	53	11.50%
Unemployed	20	4.30%
Ill (temp. unable to work)	86	18.60%
Student	4	0.90%
Homemaker	26	5.60%
Retired	15	3.20%
Disabled	15	3.20%
Income		
Less than \$15K/yr	58	12.60%
\$15-\$24.9K	64	13.90%
\$25-\$49.9K	119	25.80%
\$50-\$74.9K	93	20.10%
\$75-\$99.9K	52	11.30%
\$100-\$124.9K	16	3.50%
\$125-\$149.9K	4	0.90%
\$150K+	1	0.20%
Sources of Income		
Employment	333	72.08%
Interest	48	10.39%
Food stamps	25	5.41%
Cash assistance	6	1.30%
Pension	75	16.23%
Unemployment	19	4.11%
No income	5	1.08%
SSI-Social Security	121	26.19%
Bank Account		
Yes, checking	411	88.96%
Yes, savings	307	66.45%
None	23	4.98%
Saving for retirement		
Yes	165	50.90%
No	90	27.80%
Already retired	69	21.30%

Feel isolated/lonely	N	% of Total
Often or always	26	5.60%
Sometimes	73	15.80%
Rarely or never	199	43.10%
Opportunities to socialize		
Yes	366	79.20%
No	84	18.20%
Member of church, synagogue or other religious org.		
Yes	326	70.60%
No	129	27.90%
Active in civic organization		
Yes	159	35.30%
No	292	64.70%
Volunteer		
Yes, I volunteer	266	57.60%
No	149	32.30%
No, but would like to	38	8.20%
View of future		
Excellent-things are looking much better	93	20.60%
Good-things are improving	159	35.30%
Fair-things are okay	144	31.90%
Poor-I am worried about the future	30	6.70%
Very poor-I am barely getting	12	2.70%
Not sure	13	2.90%
Pre-school		
Yes, kids enrolled in preschool	40	3.90%
If yes, kid in Head Start	18	1.50%
If yes, kids in Pre-K counts	7	2.80%
If yes, kids in private preschool program	13	1.50%
If yes, kids in school based program	7	9.70%
No	201	43.50%
N/A no kids or kids too old	205	44.40%

*Percentages based on total respondents (462) and not the number who answered the question

Appendix C: Responded Comments

(1)removal of dilapidated housing. (2)enforcement of existing community ordinances.
(3)targeting real crime in the community.

3 year old preschool program so children are ready for K-4 or Head Start's all day program.

Activities for Youth.

Because we have a higher income than most persons our age in this community, our experiences and responses on this survey are not typical. We and many of our friends believe that this area does not offer ample shopping and cultural opportunities for all age groups.

before and after school programs with structured activities for adolescents who are too old for child care

Better health care. The local communities don't want businesses, they don't offer tax breaks or incentives for people to locate businesses here.

Churches help most needs especially of elderly or people in emergencies.

Community definitely needs doctor services in addition to needing a dentist.

Could use house cleaning people with affordable prices.

Dental care is needed. Affordable health care is needed. Please tell your politicians the real needs of our community. Don't let these surveys sit around on your desks.

Do not feel I was a good one to fill this out. I'm here for my sister who is low income and mental health.

Elderly population needs services to help them more, need some kind of police force (have been told in the past the area is too far away from Somerset State Police barracks - by the police themselves)

Employment opportunities; good housing; activities for children of all ages.

Finding Childcare is impossible here.

Gas Station

Good luck with your endeavors.

Good place to live

Have concerns about the level of crime and violence in my community. Children seem to be unsupervised and roam the streets until all hours of the night. Buildings are in disrepair and drugs are a real problem. Lack of employment has led to even more on welfare and poverty.

high speed internet service availability

I answered these questions according to my needs at the present time. At the end of the year my husband will lose his job of 24 years with a local manufacturing company who is taking their production to CHINA. I'm not sure what my needs will be in the future.

I can't afford childcare and sometimes I have leave my kids home alone so I can go to work. They are too young to be left alone, but the only way I can pay my rent is to not miss any work. My husband and I can not get medical insurance even though there are five of us in the house and we only make \$17,000 a year.

I feel our community needs more healthcare facilities. There are too many people and not enough doctors.

I feel the local & County governments could bring in more businesses which would result in our young people staying in the community thereby resulting in more opportunities for economic growth and cultural opportunities for all in the community.

I feel there is plenty of help for the under-privileged. I feel they sometimes take advantage of free child care, low income housing and other services offered to them, but I as a working individual am not offered any help. I see them walking around doing what they want while I get up early and go to work, barely have enough time to see my kids, they spend all day with theirs. They always have money for cigarettes, booze & gas to drive around. I live next to someone who is a perfect example of this. I feel the rules for these individuals should be much more stringent.

I filled out but not sure what you do. Never use you. I'm happy you are there for people who needs you. Sometimes I need help cleaning my bathtub but my family trys to help and cleans it when they can.

I have adult children, some with children, who struggle partly due to poor decisions, but also partly due to cumbersom, non-responsive or demeaning social service and gov. delivery systems. Subsidized housing is a trap that makes it very hard for people to better themselves because of the social network of support among residents that can't be accessed if you move, unless you have a very good paying job and most people in that situation in Somerset Co. will never have that kind of income. Mandated classed at Tableland that only address basic, cardboard approach to helping people better themselves as mandated by welfare only causes people to drop out.

I live in a Senior Housing Development, please tell me why the government feels that when you become a Senior citizen that we need to give up things that we have been used to having for most

of our life. Our apartments are nice, but we need to go outside to do laundry, when there could have been washers and dryers in each unit, the stove in the size of a stove that is used in a camper. If you are alone you don't qualify for a 2 bedroom, that means you don't have your children visit and you don't have grandchildren because you don't qualify for any better. Most of us have worked a lifetime and we deserve a little compassion.

I strongly believe we need more activities for our children. Especially teens. The more we keep them entertained and involved the less likely they are to get in trouble.

I think that people that make too much money and don't fall under the guidelines to receive medical should somehow get some help with their prescriptions or doctor visits. They need more housing for the elderly and disabled folks. The children need more events to do that way there won't be all the bad things going on around here.

I think there needs to be more activities for young adults/teenagers in the county and communities.

I think we are lacking parenting skills, people who have children and then when it comes time to parent them they are NOT doing their job. We need parents who will just spend time with and talk to their children!!! Why have them if you don't want to help them grow up to be productive, secure adults. We need to get back to basics, I know everyone is busy and have jobs that are demanding, but having children and then not doing your part to give them a good start in life is just wrong, kids can't raise themselves!! We also need programs to help the elderly that are living on wages that very few can fathom!! The elderly should not have to worry about every bill, every penny, what kind of quality of life is that!! We need people to police the welfare system for a

I would like to learn how to use a computer.

I would like to see some computer classes offered.

Ice Cream Shop, gas station, business in the Garment Factory, Dollar General, upgrade post office, another beauty shop

Is this necessary?

It would be beneficial to have a few more businesses in our area.

its all good

It's good to ask people what is needed...but then also listen.

Jobs are few and far between.

Jobs, industry - all that we have are minimum wage jobs. We need more than tourism as a way to make a living. We need industry.

Local health care places.

Meyersdale is a horrible place to live. The borough council keeps passing on expenses to the residents because of their screw ups. I have lived in Mdale most of my life and would love to find land or a house outside of Mdale.

More community activity for kids.

More community volunteering in the youth programs that we have. More community awareness for the students in the school district.

more doctors, better mental health services, social opportunities

More family doctors. If the local police could take care of some on-going problems instead of over looking them when the town people know about them. Lower property taxes. Bring Business into town instead of closing the ones the few we have. Clean up some of the run down buildings in town. These are just a few thoughts of things I have been hearing. Our town seems to be going down hill some, and it would be nice if we could clean it up, build it up, bring people in the area etc.

More Health Care facilities with qualified staff

More jobs, gas stations, stores and restaurants. Get rid of "Renaissance" - waste of money

more jobs, higher pay, medical benefits

More jobs, less government

More places to work. Shop, eat. Better handicapped side walks

Need a preschool program for 3 year olds so that children are not overwhelmed when at 4 years old they go to school all day, 5 days a week.

Need a preschool program for children ages 3 to 4 that is in the Confluence area and is part time. Need a good daycare center in the Confluence area in which I could feel comfortable leaving my child. Need a local doctor's office.

Need affordable transportation. Many seniors shouldn't drive and would not drive if they had transportation.

Need more handicapped accessibility.

Need more organized activities for youth and older people. More affordable daycare for the working middleclass earning too much for Head Start but not enough for private day care. More volunteer opportunities.

Need more police time, more work done for grants, need more young people involved in town.

Need more things for teens to do.

Need more things to do for kids in town.

Need more transportation for handicapped, entertainment for people living in communities, handicapped accessible community (sidewalks, stores, etc).

Need things for children/teens to do. Need qualified police protection, not half qualified idiots. Need a place for Literacy tutoring. Need Jobs!

Need transportation for those unable to drive to doctor appointments, etc. More job opportunities. Adequate police coverage to address the drug problems and vandalism.

New Post Office, upgrade on entertainment, a gas station, new beauty shop.

No doctors available, more employment opportunities

No matter who or what to put God first. All things will work out. God bless.

Nothing I have thought about

Nothing that I can think of.

Our area is small and nice, but we really do need more police protection (local) to rely on. The county police is understaffed and under paid and too far away from this area to rely on. These are troubled times - more and more substance abuse and more problems are occurring in this area. Scary for all of us. I would like to see this change. We also need to start screening some of our teachers and educators on this matter too.

Our communities need to have less restrictions when new businesses want to come to the area. I also think we should keep the schools small like they are now and not make one large school for the whole county like our governor is proposing.

Our community is okay, but it could go with a little cleaning up & dressing up the stores, bringing in new businesses and new things for people to do.

Our community needs to be aware of more laws concerning the drug problem in this town. The police are aware of the problems and know many of the "druggies" but have their hands tied with legalities.

Places for youth to engage in activities. Stores with small business.

Police coverage is a big issue for me. There is no coverage that I see in Rockwood and things are getting out of control. Speeders, drugs, teens acting out etc are really bad and there is no police to patrol the area.

Police Coverage should be 24 hours. Community Leaders should be seeking more employment for young and old, then our community could grow

Stop wasting money for street scaping projects. They are only doing it for looks and not for a good use. That doesn't send a very good message.

Stop wasting money on unnecessary acts for street scaping projects not for good use but for looks. Use money to bring more businesses.

TABLELAND SERVICES HELPED MANY IN THE COMMUNITY BUT WERE NOT AVAILABLE TO THE WORKING CLASS. IF 2 PARENTS WORKED THEIR INCOME WAS TOO MUCH FOR HELP YET THEY ARE STRUGGLING MORE THAN PEOPLE WHO LIVE OFF WELFARE. HEALTH CARE AND INSURANCE IS A MAJOR CONCERN.

Teens need a place to go, a place to hang out, get together. A place for them to dance, play video games would be nice. This way they would not be hanging around so much on the streets riding skateboards and being noisy. A skateboard park would be an ideal solution. Keep them busy - out of trouble.

The community needs a place for older children to socialize i.e. community center and/or recreational director.

The Meyersdale area needs more opportunities for employment so that there will be an income to the community thru taxes and employees supporting other local businesses. Doctor appointments for elderly are scheduled because the insurance company will pay for it even if the elderly are well and do not really need the appointments.

The only need our community needs is a place for young teenagers to hang - maybe a teen center.

The people of this community is in dire need of more jobs, higher pay to compensate for inflation and if they make enough income to be adequate to pay bills and take on a loan payment, they should be approved for a special home loan regardless of their credit. Health insurance premiums are at an all time high making it difficult for the average working class to afford - thus creating an epidemic for health problems. Furthermore, I believe the stimulus plans in effect are given to people that are using the system and not to the people who can really use it and are trying. It is these people that are the backbone of America. Do more for them!

There are lots of young adults in my community that should have some sort of counseling. There have been multiple break-ins, vandalism, and littering around the neighborhood. I have many ideas as to who it may be but these are kids who grew up in bad situations. Some have gone to jail for things, but get out continuing to disobey the law.

There aren't any programs/activities for the children which leads to them getting into trouble.

There is a terrible drug/alcohol problem that needs resolved. More jobs/training should be resolved.

There is no where to work and no affordable housing in Confluence. When I ask for help paying rent I am told to get a smaller place. I have five children and every other weekend three more.

There is not a lot of activities for teens.

There is nothing for a 13-20 year old to do if they don't play sports or belong to a church. My Best friend has to go to Maryland to work. This place is doomed and I can't wait to leave. It is a cultural and social abyss.

There is nothing for the kids to do! No teen centers, YMCA's, movie's.

there needs to be things for teenage kids to do. there are plenty of programs for the younger children thanks to the family center and school.

Things need to be more accessible in all communities, not just Somerset and Salisbury. Centers are important in all communities. Keeping the communities active and relevant.

Too many people on welfare that are able to work some kind of job.

Tutoring services in local schools that is no cost to the parent or school district. Drug and Alcohol messages to school age children in all local schools.

Walking Distance to grocery store - Seniors bus service for non-drivers. Parking more on streets for disabled. Visitors marked walk way in front of Manor, businesses sidewalks for coming wheelchairs.

We do need more activities for children especially ages 10-17.

We don't need more government services.

We have a great community, the problem is with big government.

We love library camp and our local library.

We need a daycare center, so I don't have to drive 30 miles out of my way every morning to take my kids to daycare that I can't afford.

We need a medical staff for our community. Right now we have no doctor. Need a program for teens, Need a pre-school program for 3 to 4 year old children. We need a daycare for all ages very badly.

We need affordable transportation in Meyersdale to keep senior citizens from driving when they should not be on the road.

We need childcare options.

We need healthcare and childcare.

We need industry so our young families can stay here. We also need activities for our youth!

We need more activities for the kids and some adult education classes.

We need more low income housing apartments.

We need more police stations close to our community. It takes an hour or longer for a trooper to arrive to your house if you need help. We need to feel safer and know that we have help when we need it!

We need more programs for teens and pre-teens.

We need more qualified child care providers. I am a single parent, so when my kids are sick I have to miss work which we can't afford.

We need more stores in our community. The library is an excellent asset to the community - the staff are always willing to assist.

We need to get business in to town and we need more activities for the children and teenagers around the area, especially to discourage drug and alcohol abuse. Also discourage gang activity.

We need to have more activities for our children. A community pool, skating, bowling. Kids need to be able to skateboard. It is no different than riding a bike. Police need to crack down on drugs! BIG problem in our town.

Would be nice to have some police protection!

Would like to see a police station put in our town. We have too many around that cause trouble, and it takes too long for a trooper to arrive at your home!

Would like to see the three year old school class return.

Yea Salisbury

Your Family Center needs to be less focused on Salisbury and extend your services in the Meyersdale Area School District. It is in fact a "Salisbury" Family Center and resource facility. It's not suppose to be that way.

Appendix D
 Comparison of Five Studied School Districts vs. All Other Responses
 Community Needs/Personally Experienced Problems

Community Needs			Personally Experienced in Last Year		
	Studied districts*	All Other		Studied districts*	All Other
	Count	Count		Count	Count
Health insurance	237	86	No problem	278	96
Being a good parent	148	56	Depression or anxiety problems	41	16
Medical care	115	23	Financial problems	35	15
Having good credit	109	42	Child social/behavioral problems	16	3
Paying utility bills	81	32	Legal problem	15	6
Reliable transportation	72	19	Other problem	10	5
None of the above	56	16	Physical illness problems	9	4
Education	55	30	Child development problems	9	0
Getting a job with better wages	52	35	Alcohol/substance abuse problems	7	1
Having enough food	43	17	Need for adult care giver problem	7	4
Getting job with better benefits	37	11	Family violence problems	3	2
Child care	36	11	Suicide problems	2	0
Other	36	20	Homelessness problems	1	3
Buy a home	35	22	Teen pregnancy problem	1	0
Chores	35	10			
Keeping kids in school	32	11			
Job training	31	14			
Finding affordable housing	26	9			
Personal or emotional problems	26	8			
Reading, writing, math	23	4			
Moving to better neighborhood	19	7			
Mental health problems	12	5			
Teenage pregnancy	10	4			
Drug and alcohol counseling	9	5			
*Berlin, Confluence, Meyersdale, Rockwood, Salisbury					